



BitSpeed™ Velocity

File Acceleration Software

What is Velocity?

Velocity is a software application that accelerates file transfers.

It maximizes existing WAN bandwidth to up to 100% utilization.

See the chart to the right that shows a 10 GB file and how much faster Velocity is than other transfer protocols.

Who should use Velocity?

If your company transfers large files or large numbers of files between locations over a wide area network (WAN), **Velocity** can save you significant time and money.

How does it work?

Velocity uses a combination of several sophisticated bandwidth optimization techniques to use ALL of your bandwidth, and use it at high speed. This combination allows you to transfer files much, much faster.

It installs on any existing server in 15 minutes, and is simple to configure - no complex configuration changes required.

Gigabit Ethernet: 1000 Mbits/second (122.07 MBytes/second)

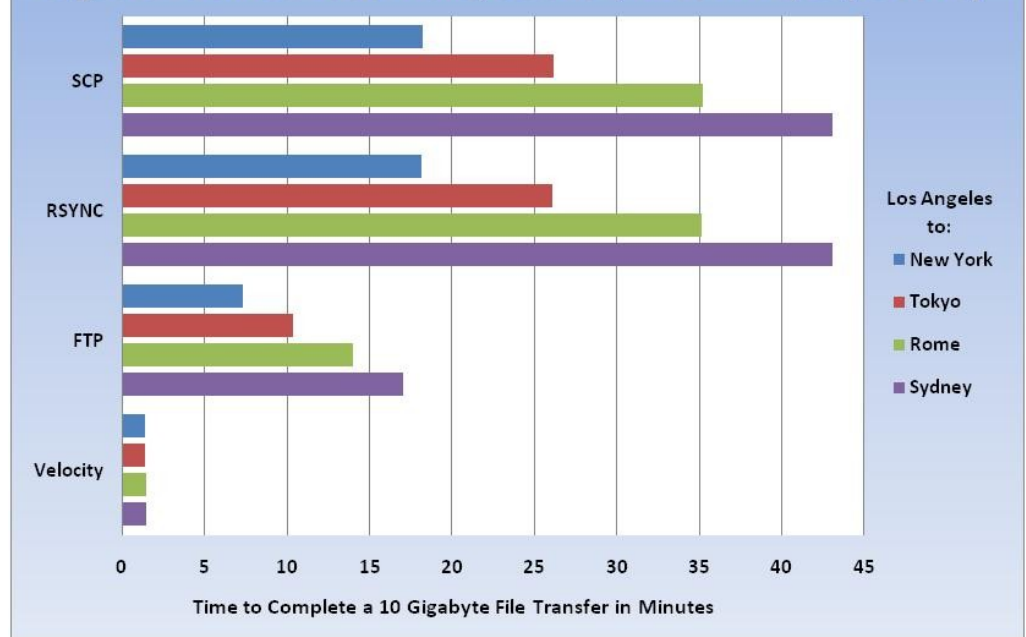


Fig. 1 Comparison: BitSpeed Velocity versus other standard transfer protocols (example: Gigabit line)

Many organizations are trying to manage their file transfers. Usually they:

- Reduce the amount of data transmitted using tools such as compression and file deduplication
- Employ techniques to prioritize files for critical applications
- Adjust for larger protocol data packet size.
- Add parallel sessions of TCP/IP which may increase congestion and packet collision
- Add more bandwidth

Often these solutions are unnecessarily complex, expensive or both. What if you could simply add a software application that would accelerate file transfers, dramatically cutting the time required to send them?

Using **Velocity**, you could, as an example, take a set of files that add up to 50 Gigabytes of data, which, using standard TCP/IP on a T3 line, would take nearly 3 hours to transmit across North America, and **do it in 24 minutes**. That same data set, transmitted from Australia to France on an OC-3 line would take 1 hour and 25 minutes with standard TCP/IP, but **only 16 minutes with Velocity**.

All done securely, with no data loss.

Typical Velocity Benefits

- Transfer MUCH faster than standard transfer protocols – up to 70 times faster
- Easy to install, configure, use
- Savings on additional bandwidth expense – why pay more for another T3, OC-3, or even OC-24 line when you can send data more efficiently? ROI of 3-4 months
- Free up bandwidth and time for other applications and users, and free up IT computing resources for other tasks
- Enable faster transfers with no changes to application configurations or data
- Use existing network resources – no need to spend more on new hardware or on bandwidth upgrades
- Lessen the risk and time it takes to perform backups and add locations
- Faster file recovery should that become necessary from offsite backup location
- Trial versions available – easy to see the benefit in your own environment

BitSpeed™ Velocity

File Acceleration Software

Why Velocity?

A few years ago, 1 Gbps links could be regarded as both rare and extremely fast. Today, 10 Gbps networks are emerging and in some cases even faster ones than that.

As the volume of data increases, so does the need to move that data – faster.

The Internet transport protocol TCP does not scale well as network bandwidth-delay increases. It was originally conceived for operations on slower networks and its design limitations are now becoming a business and financial challenge.

What's needed is a new transport methodology to allow any application fast transport of their datasets. That's why we came up with **Velocity**.

System Requirements

Velocity supports seamless file transfers between many Operating Systems.

Supported OS Platforms

- Windows, Linux, MAC OS X, HP/UX, IBM AIX, IBM i, Solaris, OpenSolaris, NonStop NSK and more.

Memory (RAM)

- 8 GB (Min 4 GB)

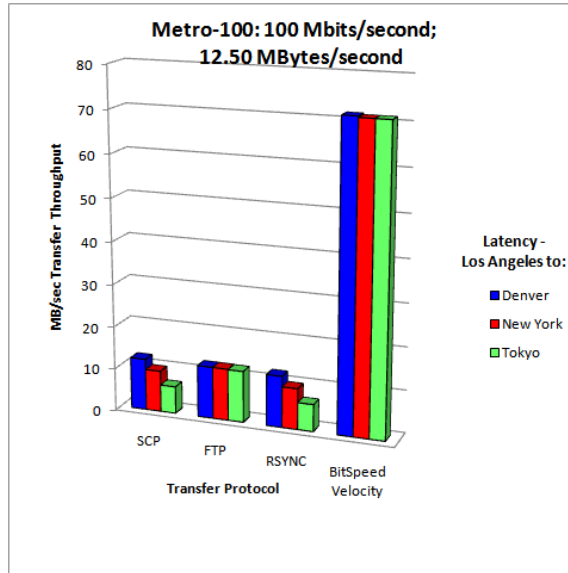


Fig. 2 Comparative transfer rates over an MPLS/Metro 100 line using industry standard protocols, versus BitSpeed Velocity

Problem:

"I have to buy more bandwidth to meet my company's demand."

Solution:

Velocity is more cost effective than buying more bandwidth. Transfer more files in less time without spending more for expensive bandwidth.

Use More of Your Existing Bandwidth - learn how to use a T3 line like an OC-3

One way to justify the expense of **Velocity** is by showing how **Velocity** will improve the performance of your existing lines.

Let's say you have a T3 line (bandwidth approximately 43 Mbps – Megabits per second) and your typical throughput usage is 30% (which is quite normal). That means that at any time, you have a typical throughput of about 13 Mbps.

This is quite slow, and usually means that you have to schedule large transfers at non-peak times, assign QoS (Quality of Service) priorities to various applications and data, etc.

By using **Velocity**, you can use your bandwidth at 100% capacity. Your typical throughput is about 45 Mbps; you can transmit as much data on a T-3 line as an OC-3 line (bandwidth 155 Mbps) running at 30% utilization.

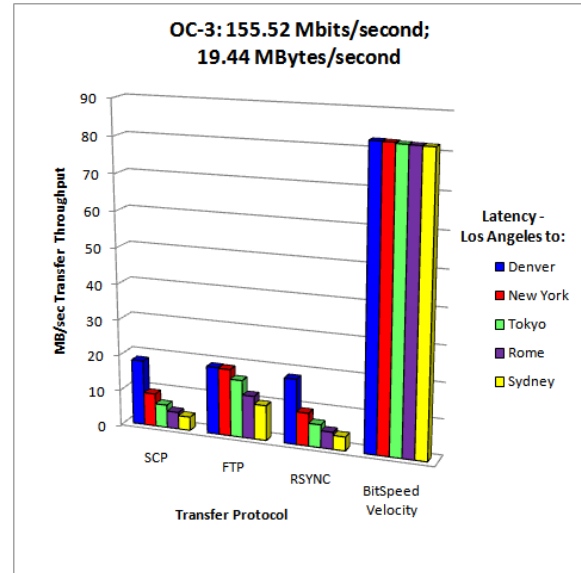


Fig. 3 Same comparison over an OC-3 line. Notice the drop-off of standard protocols as latency increases

Problem:

"Latency between my sites makes file transfers painfully slow."

Solution:

Velocity removes latency from the equation. In fact, the higher your current latency is the faster BitSpeed Velocity will accelerate your existing file transfers.

Why Defeating Latency is Critical

Latency is **delay** - the time it takes to send a packet of data from one location another, and send an acknowledgment back guaranteeing that it arrived correctly. The more latency you have, the slower transfers go.

Velocity's "latency suppression" technology makes latency irrelevant. Data packets, and therefore files, are constantly being transferred at high speed, with full guaranteed arrival.



[Download a trial](#),
or contact us at:

BitSpeed LLC
1601 N. Sepulveda Blvd.
Manhattan Beach, CA 90266 USA
Phone +1 562.735.0660
www.bitspeed.com, info@bitspeed.com